

The Masters 2011

May 14, 2011

All Shooters

CDP Champion: Matt Sims CDP - Master 221.40 (48)
 ESP Champion: A. C. Nohsey ESP - Master 246.80 (74)
 SSP Champion: Dustin McKinney SSP - Master 247.23 (67)
 ESR Champion: Toni Dandreamatteo ESR - Sharpshooter 356.55(146)
 SSR Champion: Justin Kilburn SSR - Sharpshooter 330.30 (78)

High Senior: Larry Hill ESP - Master 278.18 (50)
 High Lady: Tierani Hendrix SSP - Expert 301.45 (50)
 High Law Enforcement: Matt Sims CDP - Master 221.40 (48)
 High Junior: Tierani Hendrix SSP - Expert 301.45 (50)
 High Distinguished Senior: Scott Randolph SSP - Master 258.48 (33)
 Most Accurate: Scott Randolph SSP - Master 258.48 (33)

Match --Penalties--
Score PD NT PE FN

Stage 1 Stage 2 Stage 3 Stage 4 Stage 5 Stage 6 Stage 7 Stage 8 Stage 9 Stage 10 Stage 11 Stage 12

CDP - Custom Defensive Pistol

CDP - Master


1 Matt Sims	221.40	48	0	0	0	13.45(5)	16.23(1)	21.75(7)	17.69(3)	26.12(10)	25.63(6)	15.79(5)	25.44(1)	16.00(3)	18.75(2)	16.41(5)	8.14(0)
-------------	---------------	----	---	---	---	-----------------	-----------------	-----------------	----------	-----------	----------	-----------------	----------	----------	----------	----------	----------------

CDP - Expert

1 Randy Nash	286.58	43	0	0	1	16.55(4)	19.95(0)	25.92(3)	28.31(4)	34.68(10)	34.32(3)	18.97(4)	28.16(1)	29.14(9)	21.41(3)	19.05(1)	10.12(1)
2 Will Jones	290.26	86	0	1	0	16.97(10)	16.45(1)	25.02(8)	32.80(4)	31.45(7)	29.18(4)	24.15(12)	32.49(17)	21.04(6)	19.13(3)	26.69(14)	14.89(0)
3 Neal Clayton	296.95	62	1	0	0	16.03(3)	20.31(3)	27.94(1)	30.65(8)	31.81(5)	30.42(2)	21.15(4)	31.83(8)	26.34(6)	20.09(3)	27.88(17)	12.50(2)
4 Dave Horn	321.58	124	0	0	1	22.13(9)	19.88(5)	31.50(15)	33.06(17)	40.43(14)	31.64(7)	23.56(13)	30.51(8)	21.61(7)	26.69(9)	29.09(20)	11.48(0)
5 Cody Ray	337.78	70	2	4	1	21.38(5)	36.17(10)	38.60(6)	26.33(6)	39.23(8)	42.90(11)	20.15(4)	32.55(7)	23.20(4)	26.86(7)	19.26(1)	11.15(1)

CDP - Sharpshooter

1 Ernie Heath	296.06	71	1	0	1	17.71(4)	24.61(3)	29.18(4)	21.06(4)	31.27(11)	33.64(7)	18.35(5)	34.97(6)	29.10(11)	25.03(9)	19.69(7)	11.45(0)
2 Ryan Newbern	303.49	52	1	0	0	18.53(6)	18.69(0)	26.70(2)	27.76(12)	38.66(11)	32.43(7)	23.03(3)	34.71(1)	23.85(4)	24.80(1)	18.60(5)	15.73(0)
3 Bill Kralis	305.29	45	1	1	0	19.82(5)	21.47(0)	25.57(3)	34.94(2)	36.21(10)	24.82(5)	23.22(6)	33.72(2)	23.63(2)	21.72(0)	27.39(10)	12.78(0)
4 Jeff Phillips	315.76	77	0	0	0	16.12(1)	27.51(2)	30.79(9)	31.50(15)	33.27(10)	37.26(6)	22.21(14)	34.23(8)	24.28(4)	23.50(1)	19.90(0)	15.19(7)
5 Steven Johnson	376.13	117	0	1	0	24.24(11)	23.40(0)	35.77(12)	37.06(13)	40.53(17)	39.24(16)	23.86(9)	40.78(15)	31.54(9)	26.89(8)	26.44(7)	26.38(0)
6 Scott Healey	398.24	118	1	1	2	26.77(10)	30.90(3)	44.79(14)	45.88(15)	36.08(15)	40.02(8)	29.06(13)	45.01(17)	32.77(2)	25.49(2)	27.53(17)	13.94(2)



The Masters 2011

May 14, 2011

All Shooters

Match --Penalties--
Score PD NT PE FN

Stage 1 Stage 2 Stage 3 Stage 4 Stage 5 Stage 6 Stage 7 Stage 8 Stage 9 Stage 10 Stage 11 Stage 12

CDP - Marksman

	Match Score	PD	NT	PE	FN	Stage 1	Stage 2	Stage 3	Stage 4	Stage 5	Stage 6	Stage 7	Stage 8	Stage 9	Stage 10	Stage 11	Stage 12
1 Wes Cheplen	362.37	146	1	0	1	28.83 (22)	18.06 (1)	36.78 (17)	35.99 (10)	37.47 (20)	43.14 (16)	24.50 (4)	34.29 (6)	32.79 (18)	23.94 (5)	33.17 (21)	13.41 (6)
2 Carol Notestine	403.46	103	0	0	1	21.71 (9)	33.02 (2)	38.20 (9)	35.73 (5)	47.00 (7)	39.39 (12)	37.16 (5)	41.41 (10)	28.85 (5)	25.51 (6)	29.36 (20)	26.12 (13)
3 Scott Arnold	411.85	94	1	0	0	25.81 (17)	27.71 (2)	34.13 (5)	37.21 (21)	51.65 (5)	55.01 (8)	33.11 (3)	38.59 (8)	34.05 (9)	29.49 (8)	27.70 (7)	17.39 (1)
4 Chris Harmon	504.14	162	0	5	3	42.26 (18)	60.23 (15)	51.83 (20)	44.25 (26)	60.95 (22)	50.49 (6)	31.94 (8)	47.83 (24)	38.33 (11)	37.83 (10)	23.78 (1)	14.42 (1)


ESP - Enhanced Service Pistol

ESP - Master

1 A. C. Nohsey	246.80	74	0	1	1	19.36 (5)	18.80 (2)	22.04 (3)	16.46(0)	28.63 (16)	26.09 (6)	17.77 (5)	34.00 (18)	14.47(1)	17.72 (7)	18.42 (8)	13.04 (3)
2 Wes Nelson	274.78	78	0	2	0	16.45 (5)	29.67 (4)	28.41 (6)	21.68 (8)	29.15 (12)	25.67 (3)	17.32 (3)	40.38 (20)	18.25 (2)	15.38(2)	20.76 (8)	11.66 (5)
3 Larry Hill	278.18	50	1	2	0	17.39 (7)	19.41 (2)	24.51 (3)	19.99 (2)	32.22 (12)	28.12 (3)	22.70 (2)	47.34 (17)	22.08 (2)	17.79 (0)	15.61(0)	11.02 (0)

ESP - Expert

1 Michael Foster	257.81	62	1	0	0	18.80 (11)	18.02 (1)	26.49 (9)	20.28 (3)	25.90 (8)	30.12 (5)	17.05 (3)	26.96 (6)	19.88 (3)	25.59 (6)	18.85 (5)	9.87 (2)
2 Alex Stephenson	259.24	48	0	0	0	17.74 (4)	19.16 (3)	24.41 (1)	21.46 (3)	30.61 (7)	30.25 (9)	23.20 (6)	27.27 (6)	17.56 (1)	17.96 (2)	17.69 (6)	11.93 (0)
3 Theodore Roberts	277.74	41	1	1	0	18.08 (2)	18.33 (1)	37.26 (2)	22.20 (2)	29.43 (12)	29.26 (3)	20.19 (5)	31.54 (3)	19.50 (1)	16.46 (0)	23.21 (10)	12.28 (0)
4 Brad Lunsford	287.91	56	0	0	0	18.26 (4)	21.32 (3)	28.22 (4)	23.72 (2)	34.15 (14)	29.77 (7)	19.27 (2)	38.43 (7)	20.49 (6)	20.72 (0)	22.07 (7)	11.49 (0)
5 Thomas Lipscomb	289.30	54	1	0	0	17.76 (2)	19.08 (0)	28.81 (8)	24.42 (1)	43.97 (12)	30.11 (8)	21.68 (3)	27.41 (4)	24.00 (7)	19.03 (1)	20.39 (7)	12.64 (1)
6 Bill Miller	296.36	95	1	1	0	18.10 (6)	20.11 (2)	29.25 (5)	25.51 (8)	37.41 (12)	32.88 (6)	22.63 (11)	28.40 (12)	24.05 (6)	18.26 (1)	26.90 (20)	12.86 (6)
7 Kevin Collins	297.75	68	0	0	2	17.17 (7)	20.44 (0)	33.70 (5)	23.44 (4)	39.42 (15)	34.25 (6)	29.63 (15)	30.08 (9)	22.39 (4)	17.21 (1)	18.58 (1)	11.44 (1)
8 Stanley Wade	305.22	50	1	2	0	17.80 (1)	22.30 (2)	32.29 (9)	31.86 (3)	26.13 (3)	37.08 (7)	21.08 (1)	33.67 (13)	23.92 (2)	18.75 (2)	27.18 (6)	13.16 (1)
9 Shane Raiford	314.92	69	0	0	2	23.24 (4)	24.77 (0)	29.57 (5)	30.81 (15)	35.46 (12)	33.12 (4)	26.73 (9)	40.58 (13)	20.85 (2)	20.59 (5)	19.00 (0)	10.20 (0)
10 David Rawlinson	318.05	88	0	1	0	17.54 (4)	19.63 (2)	32.44 (8)	26.01 (11)	38.79 (12)	37.09 (12)	19.53 (1)	46.15 (18)	23.74 (5)	20.78 (7)	22.63 (1)	13.72 (7)
11 Myrin Young	325.33	115	0	0	5	17.84 (8)	21.92 (3)	29.44 (11)	26.58 (8)	31.94 (12)	43.20 (26)	28.09 (11)	36.88 (10)	40.91 (23)	19.45 (2)	17.12 (1)	11.96 (0)
12 Joe Day	336.22	46	0	0	0	28.71 (2)	21.72 (0)	32.29 (1)	28.21 (5)	39.23 (21)	34.66 (3)	26.76 (5)	35.31 (5)	27.94 (3)	23.22 (1)	25.75 (0)	12.42 (0)
13 Jim Watson	350.06	45	0	0	0	23.51 (4)	23.43 (0)	38.94 (7)	37.96 (6)	42.28 (12)	38.33 (0)	25.24 (2)	35.00 (3)	25.59 (3)	24.29 (3)	23.06 (5)	12.43 (0)



The Masters 2011

May 14, 2011

All Shooters

Match --Penalties--
Score PD NT PE FN

Stage 1 Stage 2 Stage 3 Stage 4 Stage 5 Stage 6 Stage 7 Stage 8 Stage 9 Stage 10 Stage 11 Stage 12

ESP - Sharpshooter

	Match Score	PD	NT	PE	FN	Stage 1	Stage 2	Stage 3	Stage 4	Stage 5	Stage 6	Stage 7	Stage 8	Stage 9	Stage 10	Stage 11	Stage 12
1 Ron Lauer	315.52	75	1	0	0	18.26 (4)	20.75 (1)	32.64 (5)	26.80 (5)	38.43 (17)	35.10 (7)	20.47 (5)	39.88 (12)	26.90 (5)	21.36 (1)	20.92 (6)	14.01 (7)
2 Robert Moore	319.77	54	1	0	0	20.19 (3)	20.53 (0)	30.13 (5)	22.57 (0)	51.41 (17)	31.85 (5)	25.06 (3)	33.98 (8)	28.97 (5)	18.55 (2)	24.94 (5)	11.59 (1)
3 Karl Schlinsog	321.38	70	0	0	1	18.96 (2)	26.30 (7)	29.97 (0)	30.84 (9)	35.22 (10)	37.55 (2)	31.15 (11)	30.62 (6)	24.99 (6)	22.49 (7)	23.79 (10)	9.50 (0)
4 Gary Hyde	339.67	64	1	0	0	21.96 (5)	23.92 (5)	38.37 (4)	28.50 (4)	40.67 (14)	40.08 (1)	23.54 (2)	36.79 (13)	25.89 (4)	20.47 (1)	21.21 (6)	18.27 (5)
5 Scott Smith	350.75	96	0	2	0	20.15 (5)	23.79 (7)	38.02 (16)	32.41 (9)	40.02 (19)	35.18 (2)	22.82 (7)	36.26 (1)	27.87 (10)	28.16 (5)	31.64 (13)	14.43 (2)
6 Charlie Baker	351.86	78	0	0	0	18.66 (4)	23.60 (12)	36.11 (8)	46.86 (9)	39.72 (19)	36.27 (4)	20.65 (4)	35.21 (7)	28.34 (5)	24.57 (0)	28.28 (6)	13.59 (0)
7 Randy Robinson	383.20	96	1	0	2	22.31 (8)	22.51 (1)	45.14 (3)	44.91 (18)	47.61 (23)	34.74 (2)	31.49 (4)	43.94 (21)	30.66 (3)	21.66 (3)	25.58 (10)	12.65 (0)
8 Rick Albright	417.22	50	0	0	0	21.12 (2)	27.99 (3)	46.25 (12)	42.80 (7)	51.70 (12)	48.15 (2)	33.32 (3)	38.55 (2)	34.35 (1)	29.32 (5)	26.31 (1)	17.36 (0)


ESP - Marksman

	Match Score	PD	NT	PE	FN	Stage 1	Stage 2	Stage 3	Stage 4	Stage 5	Stage 6	Stage 7	Stage 8	Stage 9	Stage 10	Stage 11	Stage 12
1 Brian Atchison	319.62	103	1	0	0	19.65 (8)	21.06 (1)	34.31 (16)	28.02 (6)	34.98 (12)	37.06 (11)	25.28 (15)	38.76 (17)	22.28 (3)	26.58 (11)	18.28 (2)	13.36 (1)
2 Ken Swanson	345.51	72	0	2	0	35.99 (16)	23.46 (0)	33.45 (1)	30.98 (12)	39.17 (17)	39.66 (6)	26.52 (6)	33.50 (3)	27.63 (6)	20.98 (5)	22.69 (0)	11.48 (0)
3 Sam Eads	386.36	134	0	1	1	24.47 (10)	30.03 (3)	35.26 (3)	36.06 (17)	43.42 (18)	45.11 (8)	39.31 (21)	42.11 (22)	25.43 (8)	27.11 (13)	25.30 (11)	12.75 (0)
4 Mark Golson	394.01	121	1	2	0	25.51 (6)	23.31 (1)	41.30 (20)	29.13 (8)	43.09 (15)	48.45 (7)	27.98 (12)	36.92 (10)	39.77 (12)	20.68 (1)	31.38 (19)	26.49 (10)
5 Christopher Heinz	396.00	61	1	2	1	26.97 (9)	27.68 (0)	43.51 (2)	32.03 (6)	39.92 (5)	48.51 (2)	32.53 (5)	38.70 (5)	35.44 (13)	25.17 (2)	30.70 (12)	14.84 (0)
6 Roxanne Hill	397.64	95	1	0	0	27.35 (6)	25.91 (0)	39.39 (9)	33.90 (11)	44.52 (16)	39.96 (1)	24.87 (6)	51.79 (19)	35.36 (8)	25.78 (1)	34.14 (17)	14.67 (1)
7 Robert Filidei	420.04	177	1	0	2	25.65 (15)	25.82 (4)	36.75 (14)	41.60 (20)	47.70 (30)	46.44 (7)	31.05 (18)	53.55 (21)	34.34 (12)	27.04 (8)	35.41 (23)	14.69 (5)
8 Earl Harris	496.35	109	0	2	3	30.46 (4)	37.97 (0)	42.93 (3)	39.33 (2)	51.00 (20)	55.91 (12)	34.76 (7)	53.09 (22)	55.59 (5)	33.97 (6)	36.29 (17)	25.05 (11)
9 Wanda Filidei	610.04	189	2	2	7	28.57 (7)	50.13 (0)	51.85 (17)	65.21 (34)	73.10 (19)	75.58 (25)	40.69 (12)	70.43 (25)	45.25 (9)	31.76 (8)	35.81 (16)	41.66 (17)

SSP - Stock Service Pistol

SSP - Master

	Match Score	PD	NT	PE	FN	Stage 1	Stage 2	Stage 3	Stage 4	Stage 5	Stage 6	Stage 7	Stage 8	Stage 9	Stage 10	Stage 11	Stage 12
1 Dustin McKinney	247.23	67	0	0	1	16.14 (6)	16.48 (1)	22.83 (3)	20.69 (7)	24.10(7)	34.10 (13)	18.29 (6)	28.11 (12)	21.11 (1)	15.89 (1)	20.05 (9)	9.44 (1)
2 Nicholas Yanutola	252.49	80	0	1	1	14.23 (3)	23.43 (2)	24.19 (10)	21.66 (4)	29.26 (12)	31.81 (4)	20.21 (12)	24.13 (12)	19.07 (10)	16.12 (0)	19.65 (10)	8.73 (1)
3 Scott Randolph	258.48	33	0	0	0	17.25 (5)	18.57 (0)	24.31 (1)	23.84 (3)	31.53 (7)	25.12 (0)	18.25 (4)	27.61 (6)	21.33 (1)	16.99 (2)	22.98 (4)	10.70 (0)
4 Kendal Taylor	289.09	89	2	1	3	16.70 (3)	17.30 (1)	46.75 (24)	21.78 (5)	38.43 (10)	40.44 (19)	19.25 (3)	23.54(6)	17.73 (4)	17.03 (2)	18.52 (7)	11.62 (5)




The Masters 2011

May 14, 2011

All Shooters

	Match Score	--Penalties--				Stage 1	Stage 2	Stage 3	Stage 4	Stage 5	Stage 6	Stage 7	Stage 8	Stage 9	Stage 10	Stage 11	Stage 12
		PD	NT	PE	FN												
SSP - Expert																	
1 Rick Kyle	272.46	56	0	1	1	16.16 (4)	19.02 (1)	26.20 (6)	21.42 (1)	30.75 (7)	41.43 (14)	17.76 (2)	29.19 (5)	21.74 (4)	18.44 (5)	17.49 (1)	12.86 (6)
2 Bill Dukemineer	274.16	58	0	0	0	16.31 (5)	18.69 (0)	26.52 (5)	24.14 (9)	36.93 (16)	30.56 (5)	22.53 (5)	24.58 (3)	23.68 (3)	17.08 (0)	20.90 (7)	12.24 (0)
3 Brad Hettich	286.24	53	0	0	0	17.74 (5)	20.83 (3)	30.59 (8)	25.33 (10)	30.31 (11)	31.93 (3)	25.49 (3)	31.06 (8)	19.95 (1)	20.84 (0)	18.99 (1)	13.18 (0)
4 Chris Marcum	298.96	73	1	1	0	20.25 (8)	20.14 (0)	36.64 (3)	22.90 (2)	35.12 (17)	31.70 (4)	21.47 (9)	30.83 (9)	26.12 (6)	18.95 (2)	23.21 (11)	11.63 (2)
5 Bill Allen	299.55	79	0	3	0	22.14 (5)	20.48 (0)	34.16 (16)	21.75 (6)	31.47 (9)	33.39 (1)	19.73 (6)	33.33 (10)	22.84 (6)	20.49 (10)	30.81 (10)	8.96 (0)
6 Tierani Hendrix	301.45	50	0	1	0	19.63 (5)	30.35 (3)	26.91 (4)	25.40 (3)	36.67 (9)	32.95 (1)	19.30 (4)	30.20 (5)	24.77 (6)	18.71 (1)	22.43 (8)	14.13 (1)
7 Stephen Hendrix	304.28	98	0	0	1	17.90 (6)	25.95 (10)	26.06 (3)	27.99 (7)	30.30 (13)	35.01 (12)	20.56 (9)	27.00 (3)	22.40 (1)	26.18 (9)	21.26 (10)	23.67 (15)
8 Lin Edwards	331.98	73	0	0	0	33.33 (5)	22.40 (1)	33.86 (12)	30.83 (6)	37.49 (14)	40.53 (9)	21.66 (1)	31.79 (5)	28.05 (5)	21.64 (8)	20.22 (7)	10.18 (0)
9 Mike Lunsford	333.63	80	0	1	1	30.43 (13)	19.18 (1)	34.18 (11)	27.23 (6)	46.80 (20)	38.32 (7)	21.65 (3)	35.48 (12)	27.99 (2)	19.77 (2)	20.72 (2)	11.88 (1)
10 Horace Ayers	335.83	77	0	0	0	19.54 (3)	28.33 (2)	39.50 (17)	29.63 (9)	39.27 (14)	39.12 (9)	22.86 (8)	31.53 (8)	26.37 (4)	22.32 (2)	24.79 (1)	12.57 (0)
SSP - Sharpshooter																	
1 Michael Thompson	317.52	97	0	1	1	19.42 (9)	25.31 (3)	30.59 (6)	30.35 (17)	34.30 (10)	38.54 (15)	21.51 (5)	38.70 (15)	25.07 (5)	19.90 (2)	22.50 (9)	11.33 (1)
2 Rob Tompkins	331.40	105	1	1	2	18.05 (6)	24.41 (3)	33.64 (7)	30.10 (14)	36.56 (10)	36.29 (1)	28.49 (13)	38.28 (18)	25.75 (12)	20.99 (3)	24.93 (16)	13.91 (2)
3 Harry Sallee	355.46	103	2	1	0	24.63 (8)	22.58 (4)	41.13 (3)	30.03 (12)	41.31 (28)	36.33 (9)	27.22 (9)	36.34 (6)	30.15 (7)	27.85 (9)	25.29 (8)	12.60 (0)
4 Alan Warfield	356.02	102	0	1	2	22.85 (6)	25.61 (5)	37.56 (9)	34.18 (12)	37.82 (7)	38.27 (1)	29.86 (11)	32.60 (13)	25.72 (7)	23.22 (6)	28.19 (13)	20.14 (12)
5 Audrey Day	363.09	79	0	0	1	24.95 (5)	27.69 (1)	32.82 (7)	27.13 (8)	62.48 (20)	33.85 (7)	23.81 (2)	36.78 (8)	26.54 (7)	26.19 (3)	27.27 (11)	13.58 (0)
6 Austin Duke	366.82	91	1	1	2	23.31 (5)	21.38 (0)	34.05 (4)	29.47 (10)	42.32 (10)	34.49 (6)	26.84 (8)	49.05 (25)	34.19 (0)	21.64 (1)	23.23 (6)	26.85 (16)
7 Robin Dukemineer	388.46	109	0	2	1	20.73 (11)	25.42 (2)	42.00 (7)	31.69 (10)	50.18 (19)	43.62 (7)	34.36 (11)	38.41 (9)	28.34 (4)	32.44 (14)	24.02 (15)	17.25 (0)
8 Mike Phillips	405.91	98	1	1	2	29.81 (26)	27.40 (2)	35.76 (3)	27.91 (5)	39.98 (12)	50.10 (2)	34.76 (17)	41.15 (9)	34.45 (10)	32.87 (6)	27.43 (6)	24.29 (0)
9 Daniel Meadows	421.60	120	1	0	1	27.47 (13)	40.79 (4)	33.94 (6)	49.14 (14)	51.25 (23)	43.01 (4)	36.61 (17)	44.50 (12)	26.75 (2)	25.15 (9)	27.15 (14)	15.84 (2)
10 Larry Thompson	437.04	131	0	4	1	26.43 (7)	30.18 (4)	46.17 (14)	32.43 (5)	48.00 (25)	45.68 (7)	50.28 (22)	42.81 (19)	35.50 (3)	27.63 (4)	31.87 (11)	20.06 (10)
11 Randy Allen	448.58	129	0	2	2	27.06 (14)	31.55 (3)	49.46 (25)	34.78 (6)	50.72 (8)	63.63 (13)	28.86 (15)	47.96 (19)	30.53 (8)	31.42 (6)	27.94 (1)	24.67 (11)
12 Steve Waller	455.65	136	0	2	3	26.91 (8)	34.17 (3)	48.30 (15)	44.04 (28)	44.43 (16)	46.10 (9)	44.04 (21)	37.94 (7)	33.82 (4)	33.53 (4)	30.89 (2)	31.48 (19)
13 Jim Evatt	476.11	196	1	2	5	33.28 (11)	29.74 (2)	64.27 (28)	49.60 (26)	57.19 (30)	51.15 (13)	31.60 (15)	42.90 (31)	40.19 (12)	23.34 (6)	27.72 (12)	25.13 (10)



The Masters 2011

May 14, 2011

All Shooters

	Match Score	--Penalties--				Stage 1	Stage 2	Stage 3	Stage 4	Stage 5	Stage 6	Stage 7	Stage 8	Stage 9	Stage 10	Stage 11	Stage 12	
		PD	NT	PE	FN													
SSP - Marksman																		
1	Scott Abbott	331.30	82	0	0	0	23.23 (8)	21.74 (0)	37.06 (13)	27.54 (7)	39.04 (6)	39.60 (18)	23.20 (2)	32.09 (8)	25.42 (3)	22.95 (2)	27.38 (15)	12.05 (0)
2	Jed Duke	355.47	126	0	0	2	21.05 (4)	22.96 (1)	32.18 (8)	33.04 (15)	39.33 (11)	45.43 (17)	35.31 (20)	32.62 (9)	24.23 (7)	22.02 (5)	34.67 (29)	12.63 (0)
3	Greg Evans	383.57	119	1	0	1	29.23 (11)	22.52 (1)	44.37 (10)	31.17 (8)	42.92 (20)	41.23 (14)	27.12 (9)	40.91 (12)	31.06 (7)	24.81 (5)	32.23 (21)	16.00 (1)
4	David Burks	437.38	127	2	0	1	28.31 (15)	30.37 (3)	45.26 (15)	35.49 (14)	52.48 (8)	44.16 (4)	36.56 (8)	51.90 (18)	30.17 (9)	26.54 (7)	36.10 (24)	20.04 (2)
5	John Cuckler	437.77	181	2	6	2	26.73 (16)	34.62 (7)	52.12 (28)	38.33 (10)	45.85 (18)	51.72 (21)	36.04 (27)	42.16 (28)	29.64 (9)	28.25 (4)	34.41 (12)	17.90 (1)
6	Manh Dang	445.95	87	0	0	0	26.03 (4)	26.02 (1)	46.39 (6)	48.19 (26)	52.30 (23)	52.24 (5)	38.49 (9)	48.04 (4)	32.31 (4)	29.97 (3)	25.90 (2)	20.07 (0)
7	Bill Renfro	461.87	164	1	0	4	29.68 (6)	33.28 (1)	52.17 (38)	49.72 (21)	55.80 (13)	47.54 (16)	40.10 (23)	44.56 (14)	31.02 (9)	27.79 (10)	27.52 (7)	22.69 (6)
8	William Moss	470.26	149	3	1	3	23.99 (6)	27.05 (0)	50.47 (14)	42.77 (15)	62.14 (21)	49.08 (8)	41.60 (13)	40.90 (11)	32.98 (10)	31.28 (12)	32.36 (19)	35.64 (20)
9	Lynn Rawlinson	500.58	159	0	0	2	27.36 (12)	22.34 (3)	45.07 (15)	36.58 (6)	54.74 (19)	59.79 (15)	38.31 (9)	66.46 (35)	53.07 (20)	28.27 (11)	33.76 (6)	34.83 (8)
10	Robbie Nichols	501.64	183	3	4	2	43.00 (15)	29.11 (3)	56.27 (22)	39.12 (10)	59.68 (32)	57.05 (17)	37.82 (18)	54.08 (30)	31.59 (9)	28.07 (13)	41.61 (7)	24.24 (7)
11	Margo Stevens	557.69	145	2	4	2	27.59 (3)	38.81 (2)	70.19 (24)	45.76 (3)	61.88 (18)	64.84 (6)	40.55 (6)	67.51 (23)	37.30 (10)	32.78 (18)	39.48 (17)	31.00 (15)

ESR - Enhanced Service Revolver

ESR - Sharpshooter

1	Toni Dandreamatteo	356.55	146	0	0	4	25.27 (6)	33.40 (9)	37.61 (21)	25.05 (5)	36.23 (22)	39.56 (5)	21.68 (8)	34.10 (23)	41.22 (22)	21.47 (5)	24.35 (10)	16.61 (10)
---	--------------------	---------------	-----	---	---	---	-----------	-----------	------------	-----------	------------	-----------	-----------	------------	------------	-----------	------------	------------

ESR - Marksman

1	Stanley Hodgin	538.59	74	1	1	0	39.26 (13)	42.12 (2)	53.42 (13)	64.05 (3)	48.28 (7)	51.97 (9)	56.86 (6)	49.12 (7)	49.30 (4)	32.73 (2)	29.94 (7)	21.54 (1)
2	Tom Hyde	585.40	217	0	0	4	51.04 (33)	36.97 (4)	55.62 (20)	62.58 (21)	60.56 (23)	58.01 (4)	44.83 (27)	46.64 (15)	45.96 (20)	60.03 (19)	41.33 (29)	21.83 (2)

SSR - Stock Service Revolver

SSR - Sharpshooter

1	Justin Kilburn	330.30	78	1	0	0	25.13 (6)	24.05 (1)	40.03 (9)	30.10 (4)	37.65 (18)	34.53 (8)	25.60 (10)	34.92 (6)	24.45 (7)	19.18 (2)	21.65 (7)	13.01 (0)
2	Jimmy Duke	384.25	75	0	0	0	25.56 (2)	24.95 (2)	38.17 (5)	35.84 (7)	44.76 (8)	45.83 (4)	27.25 (8)	41.20 (18)	29.53 (5)	27.16 (3)	27.59 (12)	16.41 (1)

SSR - Marksman

1	Rickey Brazle	429.30	55	1	2	0	31.73 (5)	35.69 (1)	45.48 (6)	35.66 (2)	48.36 (12)	52.29 (7)	31.70 (2)	47.81 (12)	36.05 (2)	27.81 (5)	19.37 (0)	17.35 (1)
---	---------------	---------------	----	---	---	---	-----------	-----------	-----------	-----------	------------	-----------	-----------	------------	-----------	-----------	-----------	-----------



The Masters 2011

May 14, 2011

All Shooters

Key to Penalties:

- PD** = Target Points Down. Each point down adds 1/2 second to your score.
NT = Hit on Non Threat target. Each HNT adds 5 seconds to your score.
PE = Procedural Error. Each adds 3 seconds to your score.
FN = Failure to Neutralize (no hits in the 0 or -1 zone) Each adds 5 seconds to your score.

Key to Abbreviations:

- CDP** = **Custom Defensive Pistol**, such as 1911. Must be .45 ACP with maximum magazine load of 8 rounds
ESP = **Enhanced Service Pistol**, single action or SA/DA such as H&K P7 or CZ-75 or Springfield XD
SSP = **Stock Service Pistol**, double action or 'Safe Action' such as Glock or SIG
ESR = **Enhanced Service Revolver**, rimmed or rimless ammo, full moon clip, power factor of 165,000
SSR = **Stock Service Revolver**, rimmed case ammo, no full moon clips